Elmira City School District

NETWORK OPERATIONS CENTER
@ ERNIE DAVIS ACADEMY
933 Hoffman St. Elmira, NY 14905

Location of Wi-Fi Access in the Elmira City School District

For all secondary students (grades 7-12), the Student Bring Your Own Device network has been turned on at every school in the district. You can access the district network from your own device on any school property using your school network username and password.

The maps on the following pages show you the best locations to access the Student wi-fi network at each school. Students who choose to use District wi-fi during the closure should stay in a parked vehicle or on the sidewalk of school buildings. If multiple students are using the wi-fi in one location, you should practice social distancing and stay at least six feet away from each other. Students will not be permitted in the schools to access wi-fi. Students are forbidden from congregating in groups to access wi-fi and must comply with the requests of any school or district administrator, Health Department official, and state and local authorities. Vandalism or destruction of school property in these locations may result in the wi-fi being turned off. Inappropriate use of the network may result in a Code of Conduct violation or a violation of the Student Acceptable Use Policy.

Access to the wi-fi network remains filtered and is compliant with the Children's Internet Protection Act (CIPA). This network is provided for students only for the purpose to complete supplementary and enrichment materials, view online Regents and SAT prep, or communicate with teachers. Abuse of the network may result in it needing to be shut down. We cannot provide technical support for individual devices. If you have problems with the network, please email techhelp@elmiracityschools.com and we will verify that the network is working properly.

Please use this resource responsibly so we can continue to support it.

Please check www.elmiracityschools.com and click on Families for updates related to this resource as we may need to make changes to its availability during the closure.

Additionally, Spectrum has turned on their wi-fi hotspots for free use through May 15th. You can find the locations of Spectrum hotspots in our community at https://www.spectrum.com/wifi-hotspots.html

Students should not congregate at these locations in groups and must follow the request of a property owner who asks them to leave at any time.

Student Wi-Fi at Beecher Elementary

Student wi-fi can be accessed from the parent drop-off on the West side of the school.

Student Wi-Fi at Broadway Elementary and Broadway Academy

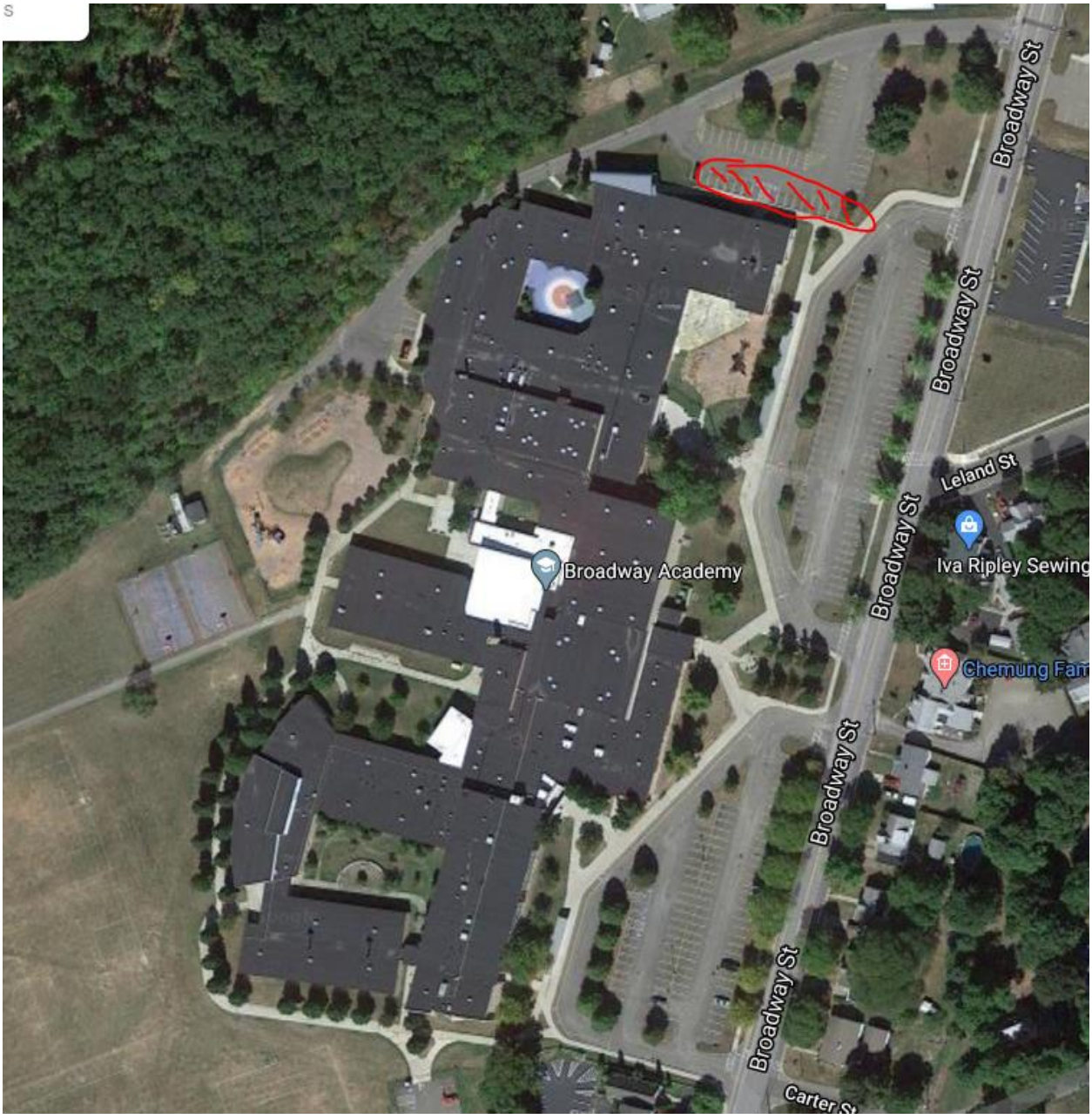

Student wi-fi can be accessed from the staff parking lot on the North side of the school.

Student Wi-Fi at Coburn Elementary

Student wi-fi can be access from the parent drop-off lanes on the West side of the school.

Student Wi-Fi at Diven Elementary

Student wi-fi can be accessed from the staff parking lot on the South side of the school.

Student Wi-Fi at Ernie Davis Academy

Student wi-fi can be accessed from the parent drop-off on the North side of the school, along the B - wing.

Student Wi-Fi at Elmira High School

Student wi-fi can be accessed from the parking lot by the stadium on the North side of the school property.

Student Wi-Fi at Fassett Elementary

Student wi-fi can be accessed from the front of the school at the parent drop-off.

Student Wi-Fi at Hendy Elementary

Student wi-fi can be accessed from the bus loop on the West side of the school.

Student Wi-Fi at Pine City Elementary

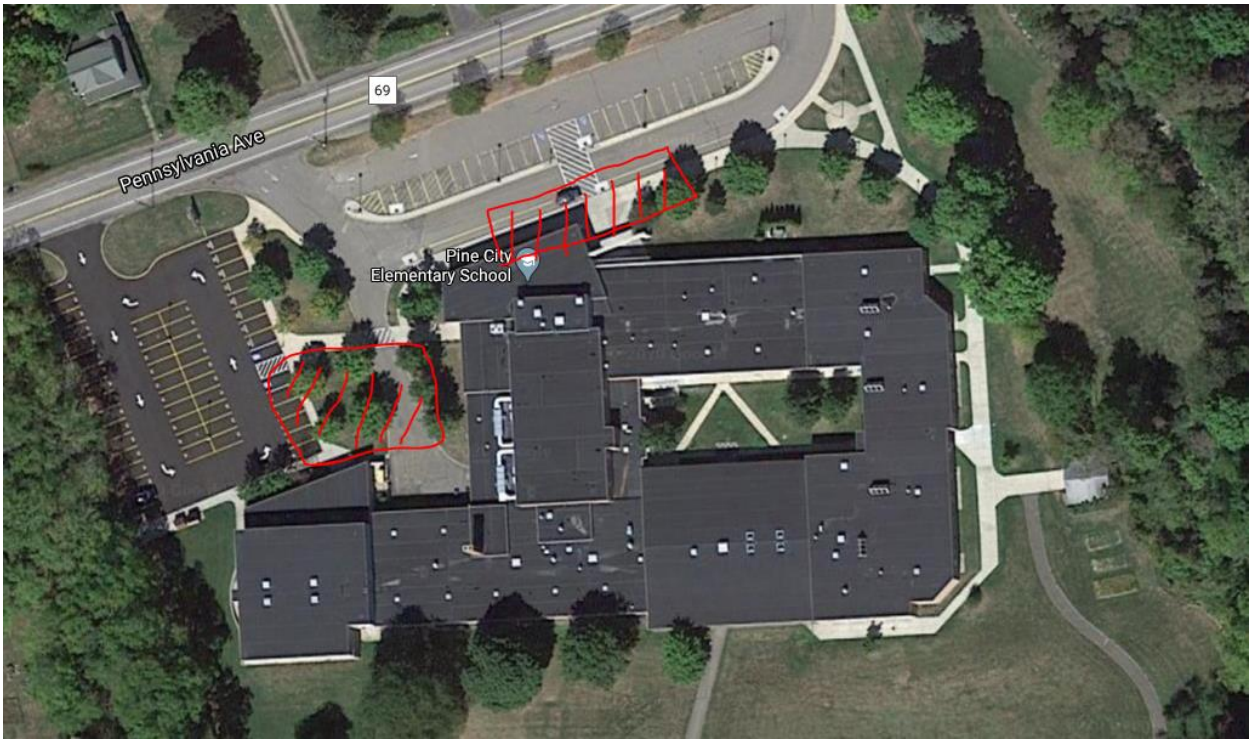

Student wi-fi can be accessed from the front of the school at the parent drop-off and by the gym on the West side of the school.

Student Wi-Fi at Riverside Elementary

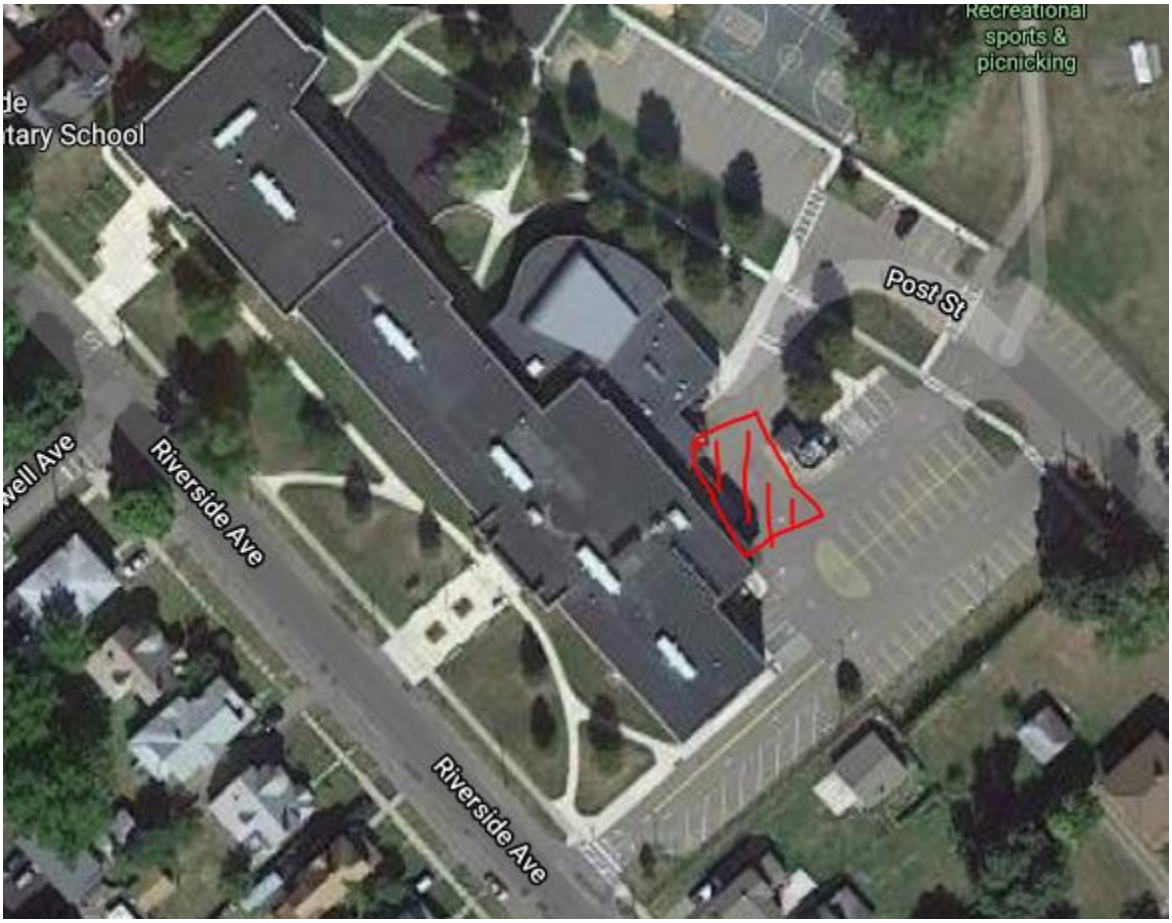

Student wi-fi can be accessed from the cafeteria entrance on the Northeast side of the school.

Accessing the Elmira Student Bring Your Own Device Network

You can now use your own phone, tablet, laptop or other current computing device to connect to the Student Bring Your Own Device (BYOD) wireless network.

To connect, go to your device's Wi-Fi settings

Connect to the network named **Student**

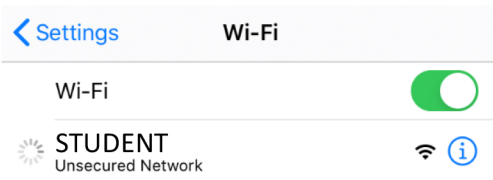

Your device should open up a screen with the Student Wi-Fi Usage Agreement

- If the screen does not open automatically, open your Web browser (Chrome, Safari) and it should direct you to this capture page.

Read the Usage Agreement carefully. This is a binding agreement between you and the school. You are expected to know and follow the terms of this agreement.

Enter your network username and password. This is the same username and password you use to logon to the school computer. It is usually in the format lastname-firstname

Click "I AGREE WITH POLICY ABOVE" if you agree.

You will see a page that says Success. You are now connected to the Student BYOD network.

Note: You can only connect one device to the network

If this is your first time with this device, you have to install a root certificate in order to access secure HTTPS websites.

If you don't install the certificate, you may get blocked from websites with a login.

Installing the certificate does not give the school or district access to your device in any manner.

Open your web browser and go to:
http://ckr01.gstboces.org/ckroot/

Follow the instructions on this page to install the root certificate on this device.